

Summer 2 - 2025

# Acorn Room Newsletter


This is the final instalment of our curriculum newsletter. The year has whizzed by and the children are happy and content in Acorn room.

Please remember the transition meetings that have been given to you as we ready the children for the move to oak or Sycamore Rooms in September.

We are going to have the last term full of lots of fun and laughter and our final day at nursery we will be having a pirate party (more details will follow) as this an interest that many of the children currently have.



## Creative Development

We are going to be having an arts week the first week back after the break. The children will look at some art work by Arcimboldo (he was an Italian artist in the 16th century) who made faces using fruits and vegetables. The children will be able to create their own masterpieces using real vegetables and natural materials throughout the week and then take photographs of them to display on the walls. We will gradually move on to the children drawing faces using pencil and pen.



## Stories

Our stories this half term are going to be The washing Line and Shark in the Park. Through these stories the children will be given a lot of opportunities to increase their vocabulary skills using specific language from the books to describe what they see including language of size and looking for small details in the pictures.



### Supporting your child's Communication and Language Development

All children need language modelled and 'The Commenting Approach' is appropriate for ALL children, not just children who are having difficulties and for ALL ages – from birth.

OWL - (observe, wait and listen)

Step 1: Observe what the child is doing and join them.

Step 2: Wait and watch what the child does and comment on what they are doing – Keep it simple. It shows you are interested and will help to hold their interest and encourage them to respond. Follow what they do, DON'T try to direct or change their activity. This may make them lose interest or shut you out.

Step 3: Listen – If the child says anything at all, repeat and expand it – this will tell them you have understood and gives you the opportunity to introduce new words. You can also mirror any actions that the child makes.

E.g. Child says "Teddy"

You say "Teddy – teddy sleeping"

This will encourage them to say more words in a natural way without pressure.

### Physical Development

The children will continue with their sessions at Nature Play and also time outside in Acorn garden. The children are challenging themselves increasingly as they become more confident about what their bodies can achieve. The staff will encourage the children to make their own obstacle courses using the equipment that we have to move over and under. The children are having weekly Squiggle sessions which encourage them to complete specific movements using flipper flappers (hankies) to music this is an early preparation for them becoming writers.

### Transition

The children will be supported by the acorn staff to have visits to their new rooms for September (Oak or Sycamore). These will be short sessions where they can become familiar with their new environment and some of the staff members working there.



Please continue to check your child's Tapestry each day as this is our main source of communication with you as parents. We will share and celebrate your child's learning at nursery and suggest ideas of things you can do at home to support them.

We love seeing the wonderful learning that happens at home, so please keep sharing.

### School Fund

Please remember to bring £1 each week which goes towards school fund.

These contributions help us to do lovely extras with your child.

